


CARTA DE TRAMITE

Para: Departamento de Educación
Dr. Eligio Hernández Pérez
Secretario de Educación

De: Nombre de la Compañía Consultora: Benítez, Ramos & Associates, PSC
Dirección Postal: PO BOX 364591 SAN JUAN PR 00936-4531
Teléfono: 787-707-1717
Nombre del Representante Autorizado: Norberto Benítez Torres
Firma: 

Escuela: CIPRIANO MANRIQUE Código: 20727
Municipio: CAGUAS Fecha de Inspección: 1/14/20

Nombre del Ingeniero que emite la recomendación: RAMON L. GARRAS QUILLO

- Anejos:
- 1. Recomendación al Secretario
 - 2. Estampilla Digital Especial emitida por el CIAPR
 - 3. Informe de inspección Ocular

G. RECOMENDACIÓN AL SECRETARIO

Departamento de Educación
 Dr. Eligio Hernández Pérez
 Secretario de Educación

Hora: 12:30 p.m. - 1:55 p.m.

Código: 20727

Escuela: Cipriano Manrique

Fecha de Inspección: 14 de enero de 2020

Municipio: Caguas

Abrir Escuela (Verde)

Abrir Parcialmente la Escuela (Amarillo)

No Abrir la Escuela (Rojo)

Comentarios: _____

Additional Commentaries _____

Some exterior and interior ceilings has corroded reinforcing bars.
 Cracks were observed in overhangs and intersection with some columns that shall be monitored and repair.

Ramon L Carrasquillo
 Nombre (Letra de Molde)

Ramon L Carrasquillo
 Firma

23796
 # Licencia






COLEGIO DE INGENIEROS Y AGRIMENSORES
DE PUERTO RICO

PO Box 363845 * San Juan, Puerto Rico * 00936-3845
Tel. 787-758-2250 * Fax. 787-758-7639

ESTAMPILLA DIGITAL ESPECIAL (EDE)

Ing. Ramon L. Carrasquillo Carrasquillo, PE



Práctica de: Ingeniería
Licencia: 23796
Renglón: Servicio Profesional
Descripción del Trabajo: Inspección y Verificación de Instalaciones
Fecha de Emisión: 2020-01-23
Monto Emitido: \$5
Número de Serie: 3414-8594-9534-3955
Número de Caso: 20727
Proyecto / Unidad: Cipriano Manrique
Rol del Profesional: Evaluador

Certificación:

El profesional certifica con la emisión de la estampilla digital especial del Colegio de Ingenieros y Agrimensores de Puerto Rico el haber cumplido con las disposiciones de la Sección 11 de la Ley 319 del 15 de mayo de 1938, según enmendada.

La colocación del sello profesional constituye la cancelación de la estampilla digital especial

GENERAL EARTHQUAKE DAMAGE INSPECTION CHECKLIST

Where description is indicated, attach additional pages of notes and photographs keyed to appropriate checklist item.

A. GENERAL INFORMATION

1. **Street Address of the School:** _____
 City: Caguas State: Puerto Rico Zip: _____
2. **School Name:** Escuela Cipriano Manrique
3. **Date of inspection:** January 14, 2020
4. **Inspector's Name:** Astrid C. González Batista

B. BUILDING SITE INSPECTION

5. **Utility Service Safety:**

IMPORTANT—Immediately following an earthquake, check the entire property, especially near appliances, for the smell of gas. If gas odor is detected, turn off the gas at the meter where it enters the house. Locate and repair leaks before turning gas back on. If the gas odor persists after the gas has been shut off, vacate the building and contact the gas utility company immediately.

IMPORTANT—Before entering a damaged, vacant building verify that gas is off. Check the gas meter for damage and position of main gas valve, either a manual valve or a seismically-activated gas shut-off valve. Do not enter the building if gas odor is detected.

- a. Odor of natural gas leakage? YES NO b. Downed powerlines? YES NO

6. **Surrounding topography: (check one)**

- Flat
 Gently sloping (easily walkable)
 Steeply sloping (difficult or impossible to walk in some areas)

7. **Building pad: (check one)**

- Flat
 Terraced or multilevel
 Gently sloping (less than 4-foot ground surface elevation difference across house)
 Steeply sloping (greater than 4-foot ground surface elevation difference across house)

8. **Geotechnical Issues: (if yes, provide description and photos)**

- | | YES | NO |
|---------------------------------------------------------------------------------------------------|--------------------------|-------------------------------------|
| a. New cracks in the ground? | <input type="checkbox"/> | <input checked="" type="checkbox"/> |
| b. Signs of fresh cracking in or movement of hardscape? | <input type="checkbox"/> | <input checked="" type="checkbox"/> |
| c. Signs of fresh cracking in or movement of retaining walls? | <input type="checkbox"/> | <input checked="" type="checkbox"/> |
| d. Patterns of cracking that extend through the ground surface, hardscape, and improvements? | <input type="checkbox"/> | <input checked="" type="checkbox"/> |
| e. Evidence of sand boils or other fresh-appearing deposits of sand or mud? | <input type="checkbox"/> | <input checked="" type="checkbox"/> |
| f. Unusual slumping, rising, or bulging of the ground surface? | <input type="checkbox"/> | <input checked="" type="checkbox"/> |
| g. Evidence of rock falls or slope instability above site? | <input type="checkbox"/> | <input checked="" type="checkbox"/> |
| h. Ground movement or wet areas indicating possible broken underground utility lines? | <input type="checkbox"/> | <input checked="" type="checkbox"/> |
| i. Other phenomena (e.g., septic tanks surfacing, differential settlement, ground consolidation)? | <input type="checkbox"/> | <input checked="" type="checkbox"/> |

GENERAL EARTHQUAKE DAMAGE INSPECTION CHECKLIST

Where description is indicated, attach additional pages of notes and photographs keyed to appropriate checklist item.

B. BUILDING SITE INSPECTION (continued)

YES NO

9. Evidence of earthquake-induced permanent ground deformation in the immediate vicinity of the property? YES NO

C. GENERAL BUILDING INFORMATION

10. Safety Assessment Tag: (check one) None Green Yellow Red
 (others): Yellow Red

11. a) Year of original construction (best estimate): UNKNOWN
 b) Total square footage (best estimate): 59,800sq.ft Estimated using Google Earth

YES NO

12. Have any repairs, modifications, or demolition been performed since the earthquake? YES NO
 If yes, describe _____

13. Building configuration:
 a. Single story
 b. Combination one and two story
 c. Full two story
 d. Three story
 e. Split level
 f. Typical
 g. Other, describe _____

16. Sill bolting: N/A
 a. Structure bolted to foundation
 b. Structure not bolted to foundation
 c. Don't know

14. Exterior wall finish:
 a. Stucco
 b. Panel siding
 c. Metal siding
 d. Masonry veneer
 e. Other, describe Plaster Cement

17. Roof configuration:
 a. Gable
 b. Hip
 c. Flat or very low slope
 d. Shed
 e. Other, describe _____

Type text here

15. Foundation configuration:
 a. Slab-on-grade
 b. Crawlspace without cripple walls
 c. Crawlspace with cripple walls
 d. Exposed piers or posts
 e. Typical
 f. Metal
 g. Other, describe N/A

18. Roof covering:
 a. Asphaltic membrane
 b. Wood shingle or shake
 c. Concrete
 d. Metal
 e. Elastomeric
 f. Other, describe _____

GENERAL EARTHQUAKE DAMAGE INSPECTION CHECKLIST

Where description is indicated, attach additional pages of notes and photographs keyed to appropriate checklist item.

D. EXTERIOR BUILDING INSPECTION

	YES	NO	N/A
19. General: (if yes, provide description and photos)			
a. Collapse, partial collapse, or building off foundation?	<input type="checkbox"/>	<input checked="" type="checkbox"/>	
b. Obvious lean in any story?	<input type="checkbox"/>	<input checked="" type="checkbox"/>	
20. Exterior walls: (if yes, provide description and photos)			
a. Fresh cracking at corners of door and window openings?	<input type="checkbox"/>	<input checked="" type="checkbox"/>	<input type="checkbox"/>
b. Fresh cracking at building corners?	<input type="checkbox"/>	<input checked="" type="checkbox"/>	<input type="checkbox"/>
c. Door or window openings racked out of square?	<input type="checkbox"/>	<input checked="" type="checkbox"/>	<input type="checkbox"/>
d. Broken glass in windows or doors?	<input type="checkbox"/>	<input checked="" type="checkbox"/>	<input type="checkbox"/>
e. Wall leaning?	<input type="checkbox"/>	<input checked="" type="checkbox"/>	<input type="checkbox"/>
f. Bulging or delamination of stucco?	<input type="checkbox"/>	<input checked="" type="checkbox"/>	
g. Pattern of cracking that extends from the ground surface, through foundation, and wall?	<input type="checkbox"/>	<input checked="" type="checkbox"/>	
h. Evidence of recent relative movement at mudsill line?	<input type="checkbox"/>	<input checked="" type="checkbox"/>	
i. At locations where the exterior stucco is continuous from the framing down over the foundation, is there cracking of stucco along the mudsill level accompanied by indications of permanent displacement (sliding) of the building relative to the foundation?	<input type="checkbox"/>	<input checked="" type="checkbox"/>	<input type="checkbox"/>
j. Collapse, partial collapse, or separation of masonry veneer?	<input type="checkbox"/>	<input checked="" type="checkbox"/>	<input type="checkbox"/>
k. Severe cracking, separations, or offsets at building irregularities?	<input type="checkbox"/>	<input checked="" type="checkbox"/>	<input type="checkbox"/>
21. Foundation: (if yes, provide description and photos)			
a. Fresh cracking of exposed perimeter foundation?	<input type="checkbox"/>	<input checked="" type="checkbox"/>	
b. Relative movement between slab and footing in "two-pour" slab-on-grade foundations?	<input type="checkbox"/>	<input checked="" type="checkbox"/>	<input type="checkbox"/>
c. Ask homeowner if any earthquake retrofits have been done to the home?	<input type="checkbox"/>	<input checked="" type="checkbox"/>	<input type="checkbox"/>
If Y describe: _____			
d. If the answer to c is Y, were bolts added to connect the home to the foundation?	<input type="checkbox"/>	<input type="checkbox"/>	<input checked="" type="checkbox"/>
e. If the answer to c is Y, were plywood or sheathing added to any cripple walls under the home?	<input type="checkbox"/>	<input type="checkbox"/>	<input checked="" type="checkbox"/>

GENERAL EARTHQUAKE DAMAGE INSPECTION CHECKLIST

Where description is indicated, attach additional pages of notes and photographs keyed to appropriate checklist item.

D. EXTERIOR BUILDING INSPECTION (continued)

	YES	NO	N/A
22. Kitchen Hook (if yes, provide description and photos) N/A			
a. Present on external wall?	<input type="checkbox"/>	<input type="checkbox"/>	<input type="checkbox"/>
b. Present at internal location?	<input type="checkbox"/>	<input type="checkbox"/>	<input type="checkbox"/>
c. Collapse or partial collapse?	<input type="checkbox"/>	<input type="checkbox"/>	<input type="checkbox"/>
d. Visible damage or cracking?	<input type="checkbox"/>	<input type="checkbox"/>	<input type="checkbox"/>
e. Visible tilting or separation from building?	<input type="checkbox"/>	<input type="checkbox"/>	<input type="checkbox"/>
f. Shifted or loose and displaced	<input type="checkbox"/>	<input type="checkbox"/>	<input type="checkbox"/>
g. Deterioration or deformation	<input type="checkbox"/>	<input type="checkbox"/>	<input type="checkbox"/>
	<input type="checkbox"/>	<input type="checkbox"/>	<input type="checkbox"/>
23. Roof: (if yes, provide description and photos) No roof access			
a. Shifted or dislodged or concrete damage?	<input type="checkbox"/>	<input type="checkbox"/>	<input checked="" type="checkbox"/>
b. Impact damage to roof from falling object?	<input type="checkbox"/>	<input type="checkbox"/>	<input checked="" type="checkbox"/>
c. Displaced rooftop HVAC units?	<input type="checkbox"/>	<input type="checkbox"/>	<input checked="" type="checkbox"/>
d. Significantly sagging roof ridgelines?	<input type="checkbox"/>	<input type="checkbox"/>	<input checked="" type="checkbox"/>
e. Signs of movement between rafter tails and wall finishes at eaves?	<input type="checkbox"/>	<input type="checkbox"/>	<input checked="" type="checkbox"/>
f. Buckled/dislodged flashing or tearing of roof membrane, roof/wall intersections in split level buildings, additions, or other building irregularities?	<input type="checkbox"/>	<input type="checkbox"/>	<input checked="" type="checkbox"/>
g. Tearing of roof membrane or deck waterproofing at re-entrant corners?	<input type="checkbox"/>	<input type="checkbox"/>	<input checked="" type="checkbox"/>
h. Toppling, shifting, or damage/leakage at refrigerant and electrical lines of rooftop mechanical equipment?	<input type="checkbox"/>	<input type="checkbox"/>	<input checked="" type="checkbox"/>
i. Shifting of or damage to solar panels?	<input type="checkbox"/>	<input type="checkbox"/>	<input checked="" type="checkbox"/>

GENERAL EARTHQUAKE DAMAGE INSPECTION CHECKLIST

Where description is indicated, attach additional pages of notes and photographs keyed to appropriate checklist item.

D. EXTERIOR BUILDING INSPECTION (continued)

- | | YES | NO | N/A |
|----------------------------------------------------------------------------------------------------------------------------------------------|--------------------------|-------------------------------------|--------------------------|
| 24. Attached or abutting improvements: (if yes, provide description and photos) | | | |
| a. Collapse, partial collapse, or separation of attached porches, carports, Gazebos, or awnings? | <input type="checkbox"/> | <input checked="" type="checkbox"/> | <input type="checkbox"/> |
| b. Evidence of recent settlement or displacement of exterior steps, patios, or walkways relative to the building? | <input type="checkbox"/> | <input checked="" type="checkbox"/> | |
| c. Signs of movement between building floor and/ or exterior hardscape or retaining wall along the uphill side of non steeply sloping sites? | <input type="checkbox"/> | <input checked="" type="checkbox"/> | <input type="checkbox"/> |
| d. Toppling, shifting, or damage/leakage at refrigerant and electrical lines of air conditioning condenser unit(s)? | <input type="checkbox"/> | <input checked="" type="checkbox"/> | <input type="checkbox"/> |
| 25. Independent exterior improvements: (if yes, provide description and photos) | | | |
| a. Damaged detached gazebo? | <input type="checkbox"/> | <input checked="" type="checkbox"/> | <input type="checkbox"/> |
| b. Damage to fences / privacy walls? | <input type="checkbox"/> | <input checked="" type="checkbox"/> | <input type="checkbox"/> |
| c. Damage to retaining walls? | <input type="checkbox"/> | <input checked="" type="checkbox"/> | <input type="checkbox"/> |
| d. Damage to walkway? | <input type="checkbox"/> | <input checked="" type="checkbox"/> | <input type="checkbox"/> |
| e. Evidence of leakage from water supply lines? | <input type="checkbox"/> | <input checked="" type="checkbox"/> | <input type="checkbox"/> |
| f. Toppling, shifting, or damage/leakage at fuel connection of propane tanks? | <input type="checkbox"/> | <input checked="" type="checkbox"/> | <input type="checkbox"/> |
| g. Others damage | <input type="checkbox"/> | <input checked="" type="checkbox"/> | <input type="checkbox"/> |

E. INTERIOR INSPECTION

26. General information

a. If interior access not possible, identify reason **N/A**

- i. Red tag
- ii. Hazardous materials
- iii. Other hazardous condition,
describe _____

- iv. Other, describe _____

b. Typical wall and ceiling finish

- i. Drywall
- ii. Plaster on gypsum lath
- iii. Plaster on wood lath
- iv. Other, describe Plaster Cement

GENERAL EARTHQUAKE DAMAGE INSPECTION CHECKLIST

Where description is indicated, attach additional pages of notes and photographs keyed to appropriate checklist item.

E. INTERIOR INSPECTION (continued)

- | | YES | NO | N/A |
|-------------------------------------------------------------------------------------------------------------------------------------------------------------------------------------------------------------|-------------------------------------|-------------------------------------|--------------------------|
| 27. Walls: (if yes, provide description and photos) | | | |
| a. Fresh cracking, buckling, spalling, or detachment of interior wall finish at corners of door and window openings? | <input type="checkbox"/> | <input checked="" type="checkbox"/> | <input type="checkbox"/> |
| b. Fresh cracking of wall finishes at wall corners or wall/ceiling intersections? | <input checked="" type="checkbox"/> | <input type="checkbox"/> | <input type="checkbox"/> |
| c. Door or window openings racked out of square?
Cracks at wall/beam & column/beam intersections | <input type="checkbox"/> | <input checked="" type="checkbox"/> | <input type="checkbox"/> |
| d. Wall leaning? | <input type="checkbox"/> | <input checked="" type="checkbox"/> | <input type="checkbox"/> |
| e. Pattern of cracking that extends from the floor slab through the wall? | <input type="checkbox"/> | <input checked="" type="checkbox"/> | |
| f. Movement or sliding of walls relative to the floor? | <input type="checkbox"/> | <input checked="" type="checkbox"/> | |
| g. Severe cracking, separations, or offsets at building irregularities? | <input type="checkbox"/> | <input checked="" type="checkbox"/> | <input type="checkbox"/> |
| h. Doors damaged, difficult to operate, or inoperable? | <input type="checkbox"/> | <input checked="" type="checkbox"/> | <input type="checkbox"/> |
| i. Windows damaged, difficult to operate, or inoperable? | <input type="checkbox"/> | <input checked="" type="checkbox"/> | <input type="checkbox"/> |
| 28. Ceilings: (if yes, provide description and photos) | | | |
| a. Collapse of ceiling finish? | <input type="checkbox"/> | <input checked="" type="checkbox"/> | <input type="checkbox"/> |
| b. Fresh cracking of ceiling finishes, especially at re-entrant corners; cracks along corner bead at stairwell openings; cracking or tearing of finishes at ceiling/wall juncture; or multiple "nail pops"? | <input type="checkbox"/> | <input checked="" type="checkbox"/> | <input type="checkbox"/> |
| c. Damage to ceiling finishes in vicinity of corridors or commons places? | <input checked="" type="checkbox"/> | <input type="checkbox"/> | <input type="checkbox"/> |
| d. Separations or cracks in ceiling finishes at split-levels, re-entrant corners, additions, appendages, or other building discontinuities? | <input type="checkbox"/> | <input checked="" type="checkbox"/> | <input type="checkbox"/> |
| e. Water damage or evidence of recent leakage from plumbing lines or roofing? | <input type="checkbox"/> | <input checked="" type="checkbox"/> | <input type="checkbox"/> |

GENERAL EARTHQUAKE DAMAGE INSPECTION CHECKLIST

Where description is indicated, attach additional pages of notes and photographs keyed to appropriate checklist item.

E. INTERIOR INSPECTION (continued)

	YES	NO	N/A
29. Floors: (if yes, provide description and photos)			
a. Evidence of recent sloping, sagging, settlement or displacement of floors?	<input type="checkbox"/>	<input checked="" type="checkbox"/>	<input type="checkbox"/>
b. In slab-on-grade locations, fresh cracking of floor slab or floor finishes?	<input type="checkbox"/>	<input checked="" type="checkbox"/>	<input type="checkbox"/>
c. Significant sagging or unusual bounciness of floors frames?	<input type="checkbox"/>	<input checked="" type="checkbox"/>	<input type="checkbox"/>
d. Separations or cracks in floor finishes at split-levels, re-entrant corners, additions, appendages, or other building discontinuities?	<input type="checkbox"/>	<input checked="" type="checkbox"/>	<input type="checkbox"/>
e. Signs of movement between floor and exterior hardscape or retaining wall along the uphill side of homes on steeply sloping sites?	<input type="checkbox"/>	<input checked="" type="checkbox"/>	<input type="checkbox"/>
f. A pattern of fresh cracks, gaps, or joint separations in floor finishes?	<input type="checkbox"/>	<input checked="" type="checkbox"/>	<input type="checkbox"/>
g. Impact damage to floor finishes from falling contents?	<input type="checkbox"/>	<input checked="" type="checkbox"/>	<input type="checkbox"/>
30. Mechanical systems: (if yes, provide description and photos)	<input type="checkbox"/>	<input checked="" type="checkbox"/>	<input type="checkbox"/>
a. Displaced connection of appliance flues connected to chimneys?	<input type="checkbox"/>	<input checked="" type="checkbox"/>	<input type="checkbox"/>
b. Toppling, shifting, leakage from tank, leakage from water connections displaced flue connection or damage/leakage at gas line or electrical connection of water heater?	<input type="checkbox"/>	<input checked="" type="checkbox"/>	<input type="checkbox"/>
c. Shifting, damage/leakage at gas line, flue connection, electrical connection, refrigerant line, and condensate drain connection of furnace or air conditioning fan-coil unit?	<input type="checkbox"/>	<input checked="" type="checkbox"/>	<input type="checkbox"/>
d. Damage to gas line of gas stoves or gas fueled clothes dryers?	<input type="checkbox"/>	<input checked="" type="checkbox"/>	<input type="checkbox"/>
e. Damage to toilets?	<input type="checkbox"/>	<input checked="" type="checkbox"/>	<input type="checkbox"/>
f. Decreased or restricted water pressure at appliances, faucets, or toilets?	<input type="checkbox"/>	<input checked="" type="checkbox"/>	<input type="checkbox"/>
g. Toppling or shifting of free-standing wood stove and/or flue?	<input type="checkbox"/>	<input checked="" type="checkbox"/>	<input type="checkbox"/>
h. Toppling, shifting, damage/leakage at fuel connection of fuel oil tank?	<input type="checkbox"/>	<input checked="" type="checkbox"/>	<input type="checkbox"/>
i. Other Damage in the dining room	<input type="checkbox"/>	<input checked="" type="checkbox"/>	<input type="checkbox"/>
j. Damage near the gas tank	<input type="checkbox"/>	<input checked="" type="checkbox"/>	<input type="checkbox"/>

GENERAL EARTHQUAKE DAMAGE INSPECTION CHECKLIST

Where description is indicated, attach additional pages of notes and photographs keyed to appropriate checklist item.

E. INTERIOR INSPECTION (continued)

	YES	NO	N/A
31. Architectural woodwork and special finishes: (if yes, provide description and photos)			
a. Shifting of or damage to kitchen or bathroom cabinetry?	<input type="checkbox"/>	<input checked="" type="checkbox"/>	<input type="checkbox"/>
b. Impact damage to countertops from falling objects?	<input type="checkbox"/>	<input checked="" type="checkbox"/>	<input type="checkbox"/>
c. Cracking of ceramic tile in showers or tub/shower enclosures consistent with earthquake damage to adjacent wall finishes?	<input type="checkbox"/>	<input checked="" type="checkbox"/>	<input type="checkbox"/>

F. CONTINGENT INSPECTIONS

	YES	NO	N/A
32. Retaining Tank Wall damage?	<input type="checkbox"/>	<input type="checkbox"/>	<input checked="" type="checkbox"/>
33. Water tank or other field subterranean structure	<input type="checkbox"/>	<input type="checkbox"/>	<input checked="" type="checkbox"/>

Additional Comentararies

Some buildings has short columns but no cracks were observed.

Some exterior and interior ceilings has corroded reinforcing bars.

Cracks were observed in overhangs and intersection with some columns that shall be monitored and repair.

G. RECOMENDACIÓN AL SECRETARIO

Departamento de Educación
 Dr. Eligio Hernández Pérez
 Secretario de Educación

Hora: 12:30 p.m. - 1:55 p.m. Código: 20727
 Escuela: Cipriano Manrique Fecha de Inspección: 14 de enero de 2020
 Municipio: Caguas


Abrir Escuela (Verde)
 Abrir Parcialmente la Escuela (Amarillo)
 No Abrir la Escuela (Rojo)

Comentarios: Verde se refiere a que no se observaron daños estructurales severos; Amarillo se refiere a que se observaron algunos daños estructurales, que requieren atención; Rojo se refiere a que la estructura evidencia daños estructurales significativos.

It should be noted that, as requested, this report is based solely on a visual inspection of the as-is facility for the purpose of assessing the presence of significant structural damage resulting from the seismic event since January 07, 2020 which may affect its structural condition compared to that prior to the seismic event.

The determination of the structural adequacy of the existing facility to meet the applicable design and construction building codes requirements as well as developing recommendations for the rehabilitation of the facility will require a more extensive investigation than that one requested to be conducted and reported herein.

As a result, I hereby certified that the facility could resume its normal operations.

Ramon L Carrasquillo
 Nombre (Letra de Molde)

 Firma

23796
 # Licencia



Cipriano Manrique School Photos



Location of Cipriano Manrique School on Caguas, P.R.



Photo 1: Exterior crack on column/eave intersection



Photo 2: Exterior crack on column/eave intersection



Photo 3: Crack at exterior column



Photo 4: Crack on beam/column intersection




Photo 5: Cracks at wall/beam intersection

